

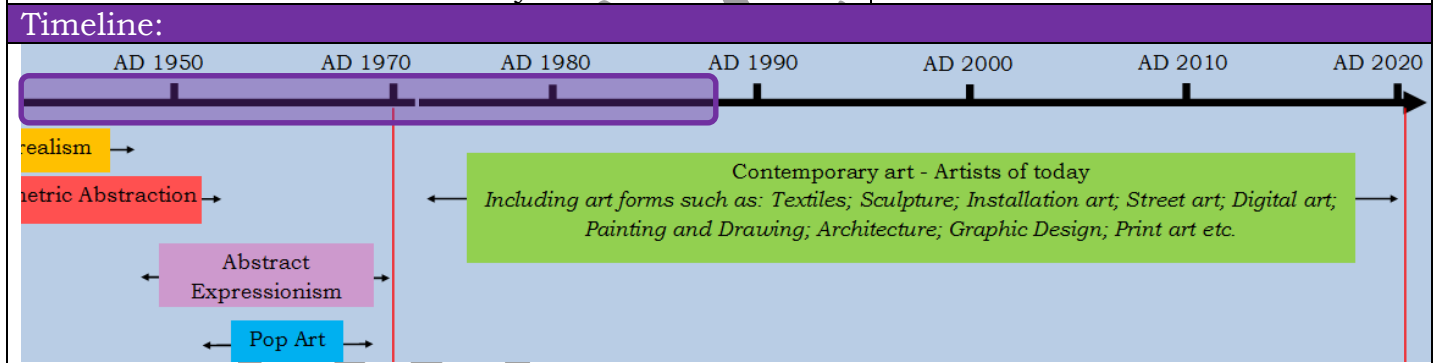


What should I know already?	What will I know by the end of the unit?
<ul style="list-style-type: none"> To use Microsoft Paint to create images and effects using different lines by changing the size of the brushes. To create shapes by using shape and fill colour tools, and edit using eraser tool. To use simple filters to manipulate and create images. To use basic selection and cropping tools. 	<ul style="list-style-type: none"> To explore ideas using digital sources e.g. internet, iPads. To continue to use Microsoft Paint to create images and effects using different lines by changing the size of the brushes. To manipulate shapes by using shape and fill colour tools, and edit using eraser tool. To continue to use simple filters to manipulate and create images. To continue to use basic selection and cropping tools.

Focus artist:	Focus artwork:
<p>Andy Warhol</p> <p>(1928 – 1987) Andy Warhol was part of the pop art movement. He is famous for exploring popular culture in his work. Popular culture is anything from Coca Cola to pop stars to the clothes people like to wear. Warhol liked to use bright colours and silk screening techniques. He liked using screen printing to mass-produce artworks based on photographs of celebrities, like Marilyn Monroe, who was a movie star who was very famous in the 1950s.</p> 	 <p>Shot Marilyns (1964)</p>



Vocabulary I will need to know:	
Pop Art	An art movement in the 1950s and 60s in America and Britain, which took inspiration from sources in popular and commercial culture.
Pencil	A button/tool used to change the cursor to a pencil to draw lines.
Brushes	A button/tool used to change the style of the lines you can draw.
Fill with colour	A button/tool used to help you fill a drawn shape with colour.
Line	A button/tool used to help you draw different types of lines
Shapes	A button/tool used to help you draw different kinds of shapes.
Size	A button/tool used to change the thickness of the lines drawn.
Colour	A button/tool used to change the colour of the lines or shapes.
Rubber	A button/tool used to erase (remove) part of a picture.
Text	A button/tool used to add written words to a picture.
Edit	To change something to make it better.
Crop	A button/tool used to cut out parts of a picture.
Copy	A button/tool used to make an exact copy of that which is selected.
Paste	A button/tool used to place that which has been copied.
Cut	A button/tool used to cut out that which has been selected.
Overlay	To place an image over the top of another image.

Reffley Academy