

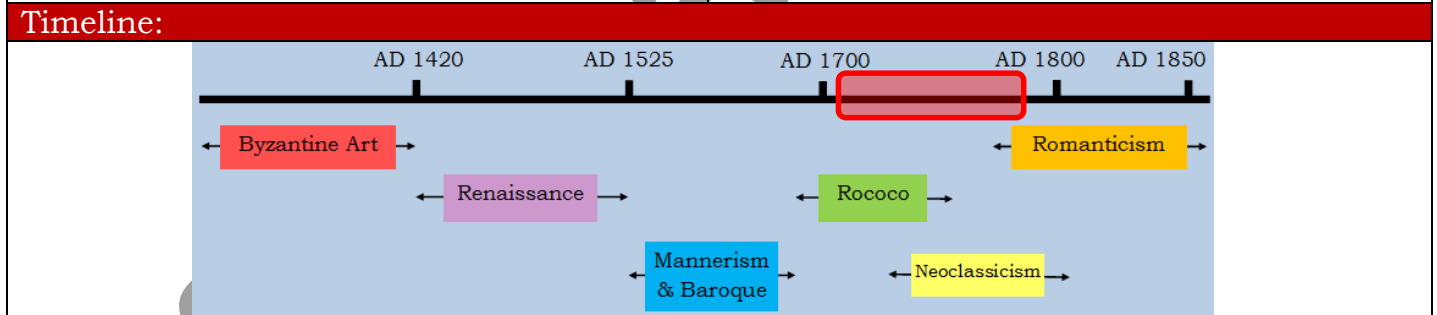


| What should I know already? | What will I know by the end of the unit? |
|---|--|
| <ul style="list-style-type: none"> To experiment with ways in which surface detail can be added to drawings. To make marks and lines and create textures and patterns with a wide range of drawing implements To begin to show an awareness of objects having a third dimension. To apply tone in drawing, in a simple way. | <ul style="list-style-type: none"> To experiment with different grades of pencil on a variety of surfaces. To experiment in ways surface detail can be added to drawings. To develop drawings using 3D elements and more accurate perspective. To further develop drawing a range of tones and lines using a pencil. |


| Focus artist: | Focus artwork: |
|---|---|
| <p style="text-align: center;">Thomas Gainsborough</p>  <p>(1727 – 1788) Thomas Gainsborough was an 18th-century English portrait and landscape painter during the Rococo period. Gainsborough earned a living painting landscapes and portraits. In 1780, he even painted portraits of King George III. In painting portraits he sometimes painted with brushes on sticks six feet long This put him at the same distance from subject and canvas, set at right angles to each other.</p> |  <p style="text-align: center;">Rocky Coastal Scene (1781)</p> |



Vocabulary I will need to know:

| | |
|--------------------|--|
| Rococo | An art movement with styles that feature elaborate ornament and decoration. |
| Ornament | An accessory, article, or detail used to beautify the appearance of something. |
| Landscape | A picture that shows a view of an area |
| Depth | Refers to making objects appear closer or farther away or making 2D look 3D. |
| Foreground | The part of a picture or scene that is nearest to the front. |
| Background | The part of a picture or scene that is towards the back. |
| Viewpoint | Describes the position of the subject to the viewer. |
| Picturesque | Something that is as pleasing or interesting to look at as a picture/painting. |
| Lines | Marks on a piece of paper that can describe a shape. |
| Charcoal | A black crumbly drawing material made of carbon and often used for sketching. |
| Chalk | A piece of limestone in the shape of a crayon; comes in different colours. |
| Tone | The lightness or darkness of something. |

Pencil grades/tones: H = Hard B = Black



9H 8H 7H 6H 5H 4H 3H 2H H HB B 2B 3B 4B 5B 6B 7B 8B

Reffley Academy