

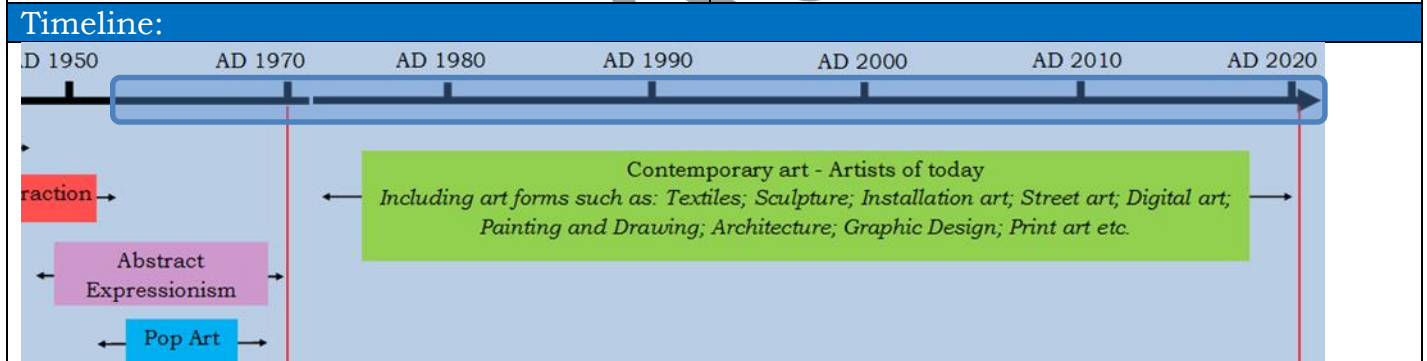


What should I know already?	What will I know by the end of the unit?
<ul style="list-style-type: none"> To have experience playing with different fabrics. To have experience in simple weaving To have made simple collages using paper, pasta, beans and larger tactile items. 	<ul style="list-style-type: none"> To begin to identify and use a variety of different types of materials used for collage. To arrange and glue materials to different backgrounds. To fold, crumple, tear and overlap paper and other materials to create a collage.

Focus artist:	Focus artwork:
<p style="text-align: center;">Rodney McCoubrey</p>  <p>(1954 – Present) Rodney McCoubrey is known for making fantastic pieces of art out of rubbish. The nature of his work is "FUN". The materials he uses in his pieces are mostly recycled and found objects. He finds most of his materials in dumpsters, by the roadside, in empty lots and even dumpsites.</p> <p>Using all these materials, he creates amazing pieces of art, including models of fish, birds, masks and hearts.</p>	



Vocabulary I will need to know:	
Contemporary art	Art produced at this present point in time or since the 1960/70s.
Found object art	Art that is created by using materials and objects found by the artist (usually using recycled and unwanted materials).
Different media	Using different types of art materials (paint, crayon, chalk etc.)
Recycle	Making an old, used material into something new.
Collage	Art work in which different kinds of materials are glued onto a surface to make a picture.
Attach	Join or fasten something to something else.
Overlap	When one material goes go on top of one another, covering part of it.
Fold	To bend a material over upon itself.
Crumple	To press and crush to cause wrinkles (usually in paper).
Layer	A section of something that alternates with a different material from top to bottom.