






Overview:		
During this sequence of learning, pupils will learn a Pop song about kindness, respect, friendship, acceptance and happiness, as well as, improvise and compose their own section of music to accompany the song.		
What should I already know?	Vocabulary:	
<b>Songs and Styles</b> <ul style="list-style-type: none"> <li>To know that Reggae music has regular chops on the off-beat that are played by the rhythm guitarist. The base drum hits on the 2<sup>nd</sup> and 4<sup>th</sup> beat of each bar called the drop.</li> <li>To know that Bob Marley is one of the most famous performers of Roots Reggae music.</li> <li>To know the 'Three Little Birds' song off by heart.</li> </ul> <b>Appraising</b> <ul style="list-style-type: none"> <li>To know the structure of the song: introduction, chorus, verse, chorus, verse, chorus, chorus, chorus.</li> <li>To find the pulse in a piece of music and clap or move to it.</li> <li>To discuss what instruments you can hear e.g bass, drums, electric guitar, keyboard, organ, male and backing vocals.</li> </ul> <b>Games</b> <ul style="list-style-type: none"> <li>To play and copy back the note C, D and E on the Glockenspiel.</li> <li>To follow question and answer games.</li> </ul> <b>Singing</b> <ul style="list-style-type: none"> <li>To be able to sing in unison and listen to each other when singing.</li> </ul> <b>Playing</b> <ul style="list-style-type: none"> <li>To play instrumental parts with the song by ear and/or from notation.</li> <li>To be able to play using the notes C, D and E.</li> </ul> <b>Improvisation</b> <ul style="list-style-type: none"> <li>To be able to improvise using up to 3 notes - C, D and E.</li> </ul> <b>Composing</b> <ul style="list-style-type: none"> <li>To be able to compose a simple melody using simple rhythms with three notes - C, D + E.</li> </ul> <b>Performance</b> <ul style="list-style-type: none"> <li>To understand that performing is sharing music with an audience.</li> <li>To decide how your class will introduce the performance.</li> <li>To tell the audience how you learnt this song and why.</li> <li>To record the performance and review how well it.</li> </ul>	<p>Pulse</p> <p>Rhythm</p> <p>Pitch</p> <p>Tempo</p> <p>Dynamics</p> <p>Texture</p> <p>Structure</p> <p>Compose</p> <p>Improvise</p> <p>Hook</p> <p>Melody</p>	<p>The regular heartbeat of music; it's steady beat.</p> <p>Long and short sounds or patterns the happen over the pulse.</p> <p>High and low sounds.</p> <p>The speed of the music; fast or slow or in-between.</p> <p>How loud or quiet the music is.</p> <p>Layers of sound. Layers work together to make music very interesting to listen to.</p> <p>Every piece of music has a structure e.g. an introduction, verse and chorus ending.</p> <p>Create and develop musical ideas and 'fixing' them.</p> <p>To make up a tune and play it on the spot.</p> <p>A catchy phrase or riff that you can't stop singing.</p> <p>Another name for a tune.</p>
What will I know by the end of the unit?		<p><b>Instruments</b></p>  

<p><b>Songs and Styles</b></p> <ul style="list-style-type: none"> <li>• To re-visit Pop music and learn 'The Dragon Song' by heart.</li> <li>• To explore music from around the world through the following songs/music: - <ul style="list-style-type: none"> <li>◦ Birdsong (Chinese Folk Music)</li> <li>◦ Vaishnava Java (A Hindu Song)</li> <li>◦ A Turkish Traditional Tune.</li> <li>◦ Aitutaki Drum Dance (Polynesia)</li> <li>◦ Zebaidir Song (Sudan)</li> </ul> </li> <li>• To know that Pop music is music that is popular at the time. It is a general term used to describe lots of different styles e.g. Rock, Pop, Reggae and Hip Hop.</li> <li>• To know that Pop music has a hook and/or a riff.</li> </ul> <p><b>Appraising</b></p> <ul style="list-style-type: none"> <li>• To discuss how the songs make you feel.</li> <li>• To listen and respect others thoughts about the music.</li> <li>• To discuss what instruments you can hear e.g keyboard, drums, bass, a female singer.</li> </ul> <p><b>Games</b></p> <ul style="list-style-type: none"> <li>• To be able to listen, find and copy back the rhythm, pulse and pitch of a piece of music.</li> <li>• To play and copy back the note G and A on the Glockenspiel.</li> </ul> <p><b>Singing</b></p> <ul style="list-style-type: none"> <li>• To be able to sing in two parts.</li> <li>• To have an awareness of being in tune.</li> </ul> <p><b>Playing</b></p> <ul style="list-style-type: none"> <li>• To play instrumental parts with the song by ear and/or from notation.</li> <li>• To be able to play using the notes G, A + B.</li> </ul> <p><b>Improvisation</b></p> <ul style="list-style-type: none"> <li>• To be able to improvise using up to 3 notes:- G, A and B</li> <li>• To know that one or two notes played well is better than using five.</li> </ul> <p><b>Composing</b></p> <ul style="list-style-type: none"> <li>• To be able to compose a simple melody using simple rhythms choosing from the notes - G, A + B or D, E, G, A and B.</li> </ul> <p><b>Performing</b></p> <ul style="list-style-type: none"> <li>• To understand that you need to know everything and have planned everything you perform.</li> <li>• To decide how your class will introduce the performance.</li> <li>• To tell the audience how you learnt this song and why.</li> <li>• To record the performance and review it.</li> </ul>	<p>Bass</p> <p>Drums</p> <p>Polynesia Drum Dance</p>	  
---	--	--