

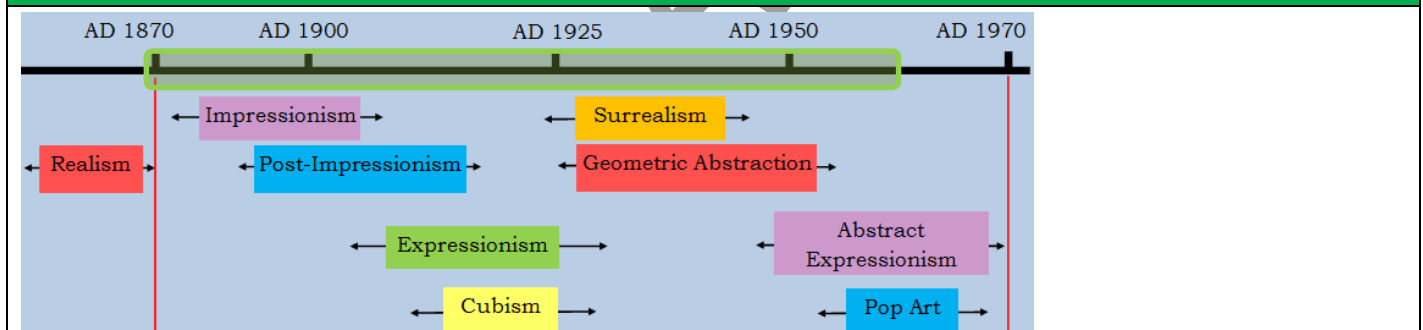


What should I know already?	What will I know by the end of the unit?
<ul style="list-style-type: none"> To create simple printing blocks with press print. To use equipment and media correctly and be able to produce a clean printed image. To experiment with overprinting motifs and colour. To build repeating patterns and recognise pattern in the environment. To use a sketchbook to plan and develop simple ideas. 	<ul style="list-style-type: none"> To print simple pictures using different printing techniques. To continue to explore mono-printing, impressed and relief printing. To demonstrate experience in printing with two colour overlays. To demonstrate experience in 3 colour printing. To continue to gain experience in applying colour with printing.

Focus artist:	Focus artwork:
<p style="text-align: center;">Frances Gearhart</p> <p>Frances Gearhart (1869 – 1959) was an American printmaker and watercolourist known for her boldly drawn and coloured woodcut and linocut prints of American landscapes. She focused especially on California's coasts and mountains. She is one of the most important American colour block print artists of the early 20th century.</p> 	 <p style="text-align: center;">The Canyon Road (1920)</p>



Vocabulary I will need to know:	
Block printing	A technique of printing (usually using wooden blocks) where the pattern is carved into a block, which is then used for printing.
Mono printing	A form of printmaking where the image can only be made once.
Relief Printing	A technique where an image is carved into a printing block and then pressed onto paper and make a print.
Landscape	A picture that shows a view of an area.
Foreground	The part of a picture or scene that is nearest to the front.
Background	The part of a picture or scene that is towards the back.
Perspective	A way of showing objects on the flat surface of a picture so that they seem the correct size and distance from one another.
Printing block	A block used in printing, with a pattern carved into it.
Carve	To cut (a hard material) in order to produce an object or design.
Negative space	The space around and between the subject(s) of an image.
Positive space	The areas in a work of art that are the subjects, or areas of interest.
Printing Ink	A coloured liquid used for printing.
Roller	A device used to spread ink/paint evenly over a printing block.

Reffley Academy